

GLASS DOOR MERCHANDISER SWING DOOR

SGM-49

FEATURES / BENEFITS

LED LIGHTING INTERIOR DISPLAY SYSTEM

Brighter and longer lasting LED lights provide attractive, enhanced illumination compared to fluorescents. It saves energy by producing less heat, while maximizing the visibility in the display area.

MODERN DESIGN

By harmonizing curvature and rigidity, our modern style product designs are user-friendly while maintaining the highest product visibility and aesthetics.

DOUBLE PANE GLASS DOORS WITH LOW-E GLASS

Energy saving double pane glass doors are equipped with Low-emissivity glass, which reduce outer heat gain and decrease energy consumption. It enhances energy efficiency and minimizes condensation. Lightweight door construction also reduce door maintenance and bushing wear, which in turn facilitates smoother door openings.

EFFICIENT REFRIGERATION SYSTEM

SKIPIO's solid door refrigerators are designed with oversized and balanced (CFC Free R-134A) refrigeration systems. These include efficient evaporators and condensers for faster cooling and greater efficiency.

HIGH-DENSITY POLYURETHANE INSULATION

The entire cabinet structure are foamed-in-place using high density, CFC free polyurethane insulation.

ERGONOMIALLY DESIGNED DOORS

Customers fatigue fades away with easy grip handles and doors that open effortlessly. These features along with self-closing doors make this the ultimate choice in customer convenience.

MAGNETIC DOOR GASKETS

Magnetic door gaskets are of one piece construction, removable without tools for ease of cleaning and replacement.

ADJUSTABLE, HEAVY DUTY, PE (POLYURETHANE)

COATED WIRE SHELVES



■ **ADD** : 218 WOODPARK ROAD SMITHFIELD NSW 2164
■ **TEL** : 02-8798-5061 /5283 /5581
■ **FAX** : 02-8798-5707

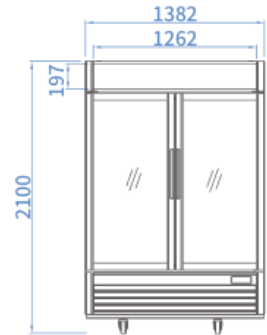
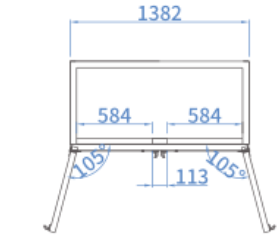
GLASS DOOR MERCHANDISER SWING DOOR

SGM-49

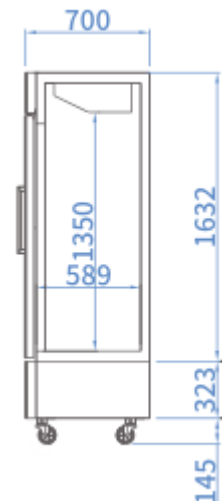
MODEL : SGM-49

PLAN VIEW

SPEC SHEET	SGM-49
Cabinet Dimension(W*D*Hmm)	1382 * 700 * 2100
Capacity(L)	1039
Inner Temperature(°C)	1~8
Ambient Temperature(°C)	40
Refrigerant	R-134a
Insulation Type	Polyurethane / cyclopentane + CFC Free
Amps(A)	2
Voltage (V/Hz/PH)	240 / 50 / 1
Weight	160
Door type	Swing door
Power (W)	435
# of doors	2
# of Shelves	8
Power plug	10A



SGM-49



WARRANTY 2 YEARS
PARTS & LABOUR



- **ADD :** 218 WOODPARK ROAD SMITHFIELD NSW 2164
- **TEL :** 02-8798-5061 /5283 /5581
- **FAX :** 02-8798-5707