

Technical data sheet for

ELECTRIC GRIDDLE CONVECTION OVEN RANGE 900mm

GP8910EC



Overall Construction

- Galvanized steel chassis
- Welded hob surround with 1.5mm 304 stainless steel bull nose
- Splashback and hob sides 1.2mm 304 stainless steel
- Front panels and oven sides 0.9mm 304 stainless steel
- 150mm legs in 63mm dia. heavy-duty 1.2mm 304 stainless steel with adjustable feet

GRIDDLE

- 20mm thick machined top plates standard
- Optional ribbed plate sections
- Optional mirror finish hard chrome plates
- 2.5mm thick 304 stainless steel splash guards sides and rear
- 2.0mm thick grease channel
- Dual thermostatic control zones
- Welded hob surround with 1.5mm 304 stainless steel bull nose
- Splashback and side panels 1.2mm 304 stainless steel
- Front panels 0.9mm 304 stainless steel
- Stainless steel grease drawer
- Overlapping finish at front and rear of plate for easy clean

OVEN

- Fully welded and vitreous enamelled oven liner
- GN 2/1 capacity with 4 position racking
- Heavy-duty easy remove heavy wire chrome rack supports
- Cast iron even heat oven sole plate
- 6.5kW heating elements
- 100W heavy-duty motor
- 200mm diameter heavy-duty circulation fan
- Welded frame drop down door with heavy-duty spring hinge system
- 0.9mm 304 stainless steel door outer
- 1.0mm press formed vitreous enamelled door inner
- High density fibreglass insulated
- Stay cool stainless steel door handle with cast metal handle mounts
- Supplied with two chrome wire oven racks

- Heavy-duty thermostatic electric griddle
- 20mm thick griddle plate
- Ribbed plate options
- Chromed mirror plate options
- Top weld sealed plates
- 12kW heating elements
- Separate left and right heat zones
- GN 2/1 6.6kW electric convection oven
- Drop down door
- Stainless steel exterior
- Easy clean
- Easy service
- Fully modular
- Low back model (GPL) available

Controls

- Large easy use control knobs - heat resistant reinforced
- Easy view control settings on knobs

GRIDDLE

- Separate left and right side heat zones
- Two 50-300°C thermostats
- Indicator lights for power and heating

OVEN

- 50-320°C thermostatic control
- Indicator lights for power and heating

Cleaning and Servicing

- All models with easy clean stainless steel external finish
- Plate is finished front and rear with overlap construction to remove cleaning traps
- Removable oven racking and sole plate
- Easy clean vitreous enamel oven and door inner
- Door hinge spring adjustable on unit (door outer removed)
- Door disengages for lift off removal and increased service access
- All parts front accessible from installed position

Technical data sheet for

ELECTRIC GRIDDLE CONVECTION OVEN RANGE 900mm

Specifications

GRIDDLE

6 x 2kw stainless steel sheathed heating elements clad to pan base

Oven

4.5kW bottom heat element

2.0kW top heat element

Oven Fan Motor

100W

Electrical requirements

18.6kW

400-415Vac, 50/60Hz, 3P+N+E

Phase loading

L1 26.3A

L2 26A

L3 26A

Plate

Cooking surface 892mm x 530mm, 4728cm²

Electrical connection

69mm from LH side, 484mm from rear, and 150mm from floor

DIMENSIONS

Width 900mm

Depth 805mm

Height 915mm

Incl. splashback 1130mm

Incl. low back 970mm

NETT WEIGHT

153kg

PACKING DATA

1.03m³, 218kg

Width 945mm

Depth 870mm

Height 1255mm

OPTIONS AT EXTRA COST

Joining caps

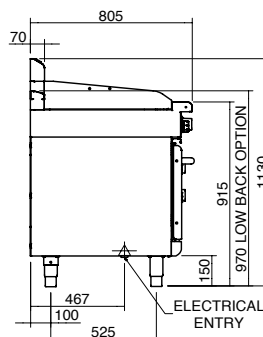
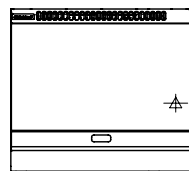
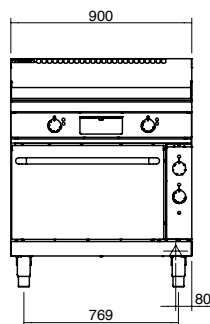
Castors

Plinth mounting

Ribbed plate options

Chromed plate options

GP8910EC



Waldorf
800 SERIES

MOFFAT

Australia
www.moffat.com.au
New Zealand
www.moffat.co.nz

Australia
Moffat Pty Limited

Victoria/Tasmania
740 Springvale Road
Mulgrave, Victoria 3170
Telephone 03-9518 3888
Facsimile 03-9518 3833
vsales@moffat.com.au

New South Wales
Telephone 02-8833 4111
nswsales@moffat.com.au

South Australia
Telephone 03-9518 3888
vsales@moffat.com.au

Queensland
Telephone 07-3630 8600
qldsales@moffat.com.au

Western Australia
Telephone 08-9202 6820
bgarcia@moffat.com.au

New Zealand
Moffat Limited

Christchurch
Telephone 03-389 1007
sales@moffat.co.nz

Auckland
Telephone 09-574 3150
sales@moffat.co.nz



Designed and manufactured by

MOFFAT

ISO9001
All Waldorf products are designed and manufactured by Moffat using the internationally recognised ISO9001 quality management system, covering design, manufacture and final inspection, ensuring consistent high quality at all times.

In line with policy to continually develop and improve its products, Moffat Limited reserves the right to change specifications and design without notice.

Printed in New Zealand
© Copyright Moffat Limited
Moffat/BH/6864

