

Technical data sheet for

BENCH TOPS 900mm WITH SALAMANDER SUPPORT

BT8900S-CB, BT8900S-LS, BT8900S-RB



BT8900S-CB

- Heavy-duty construction
- Cabinet Base, Leg Stand or Refrigerated Base
- Stainless steel exterior
- Easy clean
- Fully modular
- Low back models (BTL) available

Overall Construction

WORK BENCH

- 3.5mm thick compound work surface
 - 1.5mm 304 stainless steel top
 - 2.0mm galvanised steel backing
- Welded 1.5mm stainless steel bull nose
- Splashback and side panels 1.2mm stainless steel

CABINET BASE (SUPPLIED AS –CB MODEL)

- Modular for suite matched finish
- Double skin 0.9mm stainless steel interior and exterior
- GN 1/1 4 position racking kit
- 63mm dia. heavy-duty 1.2mm stainless steel legs with adjustable feet

LEG STAND (SUPPLIED AS –LS MODEL)

- Modular for suite matched finish
- 63mm dia. heavy-duty 1.2mm stainless steel legs with adjustable feet
- Framed stand shelf with 0.9mm stainless steel finish
- Quick assembly design (no tools required)

REFRIGERATED BASE (SUPPLIED AS –RB MODEL)

- Self contained suite matched modular base
- Ventilated system with R134a refrigerant
- -2° to +8°C temperature (Tropical Climate rated)
- Two GN 1/1 drawers
- 100mm deep pan capacity
- Heavy-duty European telescopic drawer guides
- Magnetic drawer gaskets (replaceable without tools)
- 50mm fully foamed CFC free insulation
- 304 stainless steel exterior and interior
- Anti-corrosion treated evaporator
- No condensate drain required
- 63mm dia. heavy-duty 1.2mm 304 stainless steel legs with adjustable feet
- Condensing unit removable through front of unit for service
- Easy clean interior
- Digital control electronic thermostat
- Automatic defrost
- Automatic evaporation of defrost water
- -2° to +8°C temperature range

Technical data sheet for

BENCH TOPS 900mm WITH SALAMANDER SUPPORT

Waldorf
800 SERIES

Specifications

DIMENSIONS

All models

Width 900mm
Depth 805mm
Height 915mm
Incl. splashback 1130mm
Incl. low back 972mm

NETT WEIGHT

Cabinet Base models

93kg

Leg Stand models

75kg

Refrigerated Base models

121kg

PACKING DATA

Cabinet Base models

1.02m³, 158kg
Width 945mm
Depth 870mm
Height 1260mm

Leg Stand models

0.54m³, 120kg
Width 945mm
Depth 870mm
Height 665mm

Refrigerated Base models

1.02m³, 186kg
Width 945mm
Depth 870mm
Height 1260mm

REFRIGERATED BASE

Type

Ventilated system

Refrigerant

R134a (160grams)

Climate classification

T – tropical

Electrical connection

220-240Vac, 50Hz, 1.8A, 1P+N+E
3 pin 10A plug cordset fitted

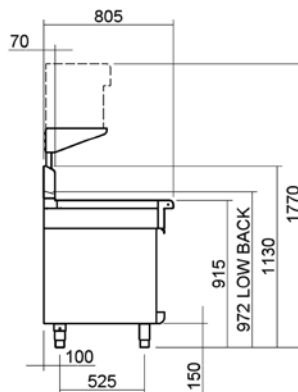
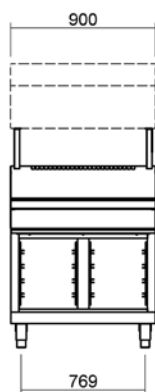
OPTIONS AT EXTRA COST

Castors

Plinth mounting

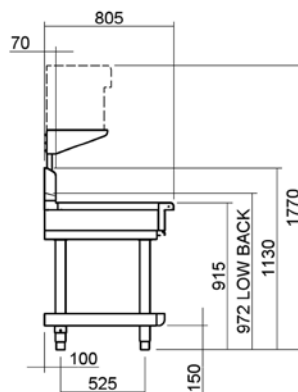
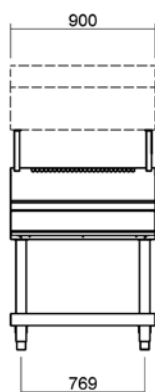
BT8900S-CB, BTL8900S-CB

CABINET BASE



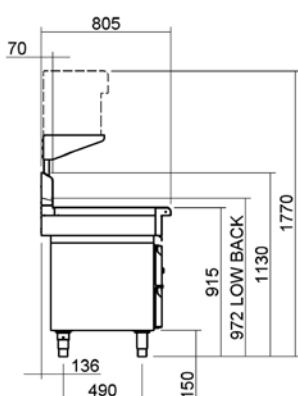
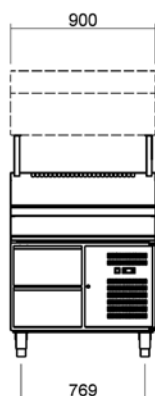
BT8900S-LS, BTL8900S-LS

LEG STAND

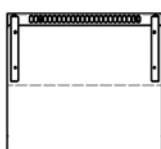


BT8900S-RB, BTL8900S-RB

REFRIGERATED BASE



BT8900S



MOFFAT

Australia
www.moffat.com.au
New Zealand
www.moffat.co.nz

Australia
Moffat Pty Limited

Victoria/Tasmania
740 Springvale Road
Mulgrave, Victoria 3170
Telephone 03-9518 3888
Facsimile 03-9518 3833
vsales@moffat.com.au

New South Wales
Telephone 02-8833 4111
nswsales@moffat.com.au

South Australia
Telephone 03-9518 3888
vsales@moffat.com.au

Queensland
Telephone 07-3630 8600
qldsales@moffat.com.au

Western Australia
Telephone 08-9202 6820
bgarcia@moffat.com.au

New Zealand
Moffat Limited

Christchurch
Telephone 03-389 1007
sales@moffat.co.nz

Auckland
Telephone 09-574 3150
sales@moffat.co.nz



Designed and manufactured by

MOFFAT

ISO9001
All Waldorf products are designed and manufactured by Moffat using the internationally recognised ISO9001 quality management system, covering design, manufacture and final inspection, ensuring consistent high quality at all times.

In line with policy to continually develop and improve its products, Moffat Limited reserves the right to change specifications and design without notice.

Printed in China

© Copyright Moffat Limited
Moffat/1135/06.09

